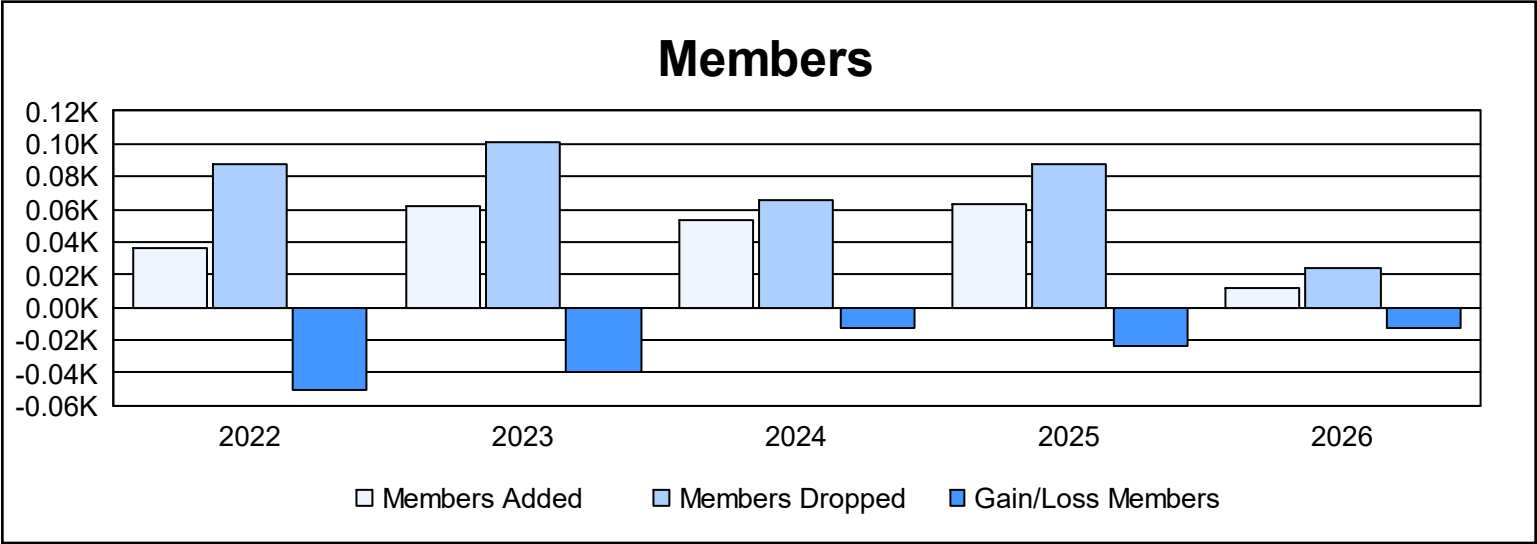
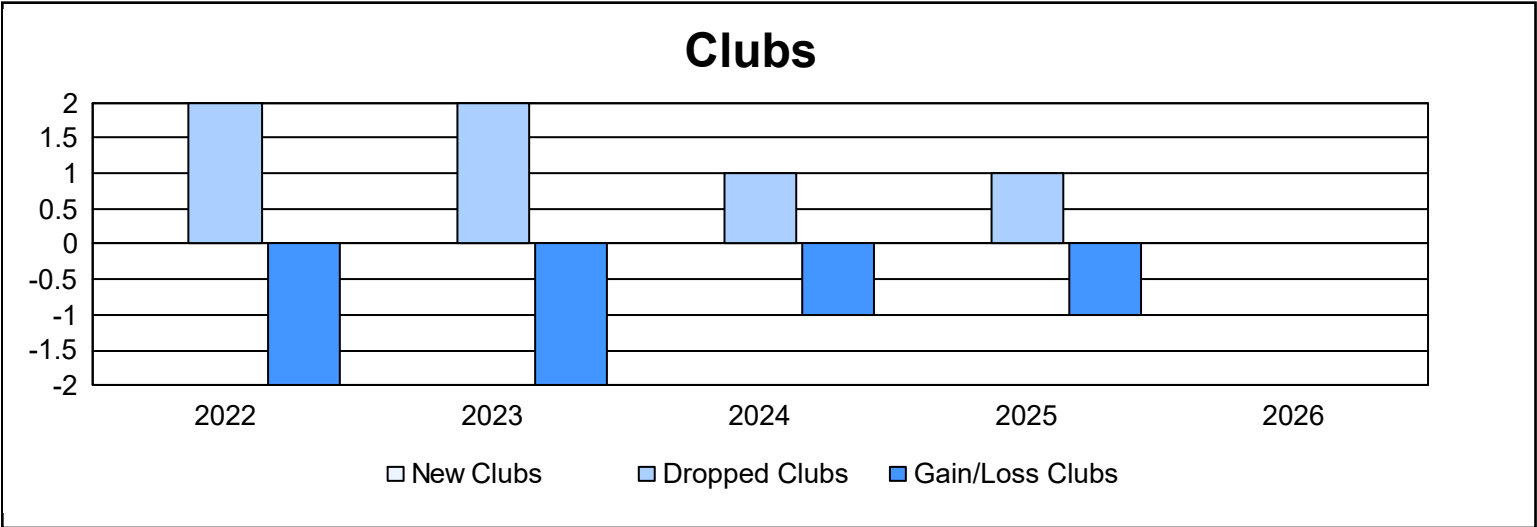
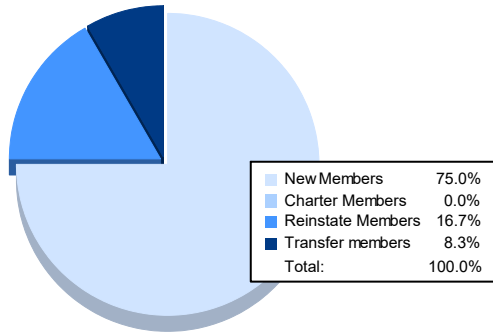


Year	New Clubs	Dropped Clubs	Gain/ Loss Clubs	New Members	Charter Members	Reinstate Members	Transfer Members	Total Member Added	Total Members Dropped	Gain/ Loss Members
2021-2022	0	2	-2	35	0	1	0	36	87	-51
2022-2023	0	2	-2	60	0	2	0	62	101	-39
2023-2024	0	1	-1	48	0	0	5	53	66	-13
2024-2025	0	1	-1	55	0	6	2	63	87	-24
2025-2026	0	0	0	9	0	2	1	12	24	-12
Average	0	1	-1	41	0	2	2	45	73	-28



Membership Composition October 2025 Cumulative



Gender Composition October 2025 Cumulative

